

## Manometer MP 110 – MP 111 MP 115 – MP 112

### KEY POINTS

- Easy to use
- Adjustable backlight
- Hold-min-max function
- Selection of units
- Manual autozero

### TECHNICAL FEATURES

<b>Measuring elements</b>	Piezoresistive sensor
<b>Tolerated overpressure</b>	MP 110 : 250 mbar / MP 111 : 700 mbar MP 115 : 1.4 bar / MP 112 : 3 bar
<b>Connector</b>	MP 110 / 111 : Ø 6.2 mm barbed connectors made of nickelled brass MP 115 / 112 : Ø 4.6 mm threaded connectors of nickelled brass
<b>Display</b>	4 lines, LCD technology. Sizes 50 x 36 mm. 2 lines of 5 digits with 7 segments (value) 2 lines of 5 digits with 16 segments (unit)
<b>Housing</b>	ABS, protection IP54
<b>Keypad</b>	5 keys
<b>Conformity</b>	Directives CEM 2004/108/CE and NF EN 61010-1
<b>Power supply</b>	4 batteries AAA LR03 1.5 V
<b>Autonomy</b>	180 hours
<b>Ambience</b>	Neutral gas
<b>Operating temperature</b>	From 0 to +50 °C
<b>Storage temperature</b>	From -20 to +80 °C
<b>Auto shut-off</b>	Adjustable from 0 to 120 min
<b>Weight</b>	220 g



### PRESSURE SPECIFICATIONS

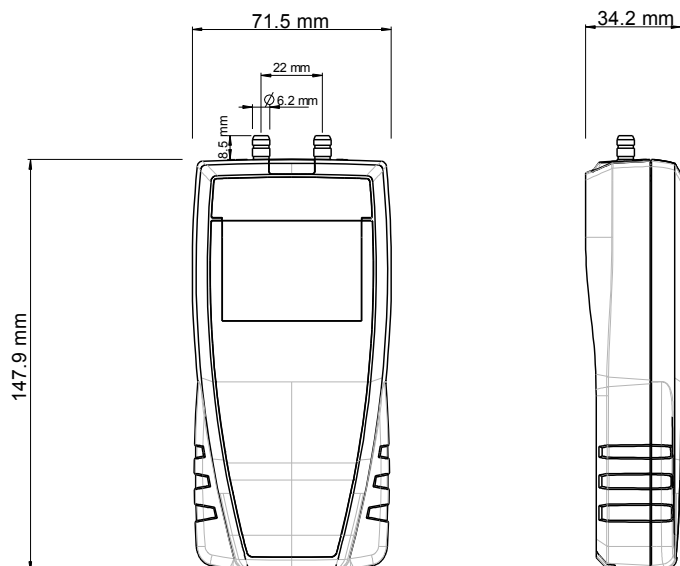
Models	Measuring units	Measuring range	Accuracy <sup>1</sup>	Resolution
MP 110	Pa, mmH <sub>2</sub> O inWg, daPa	From -1000 to +1000 Pa	±0.5% of reading ±2 Pa	1 Pa
MP 111	Kpa, mmH <sub>2</sub> O, inWg, mbar, mmHg, daPa	From -1000 to +1000 mmH <sub>2</sub> O	±0.5% of reading ±2 mmH <sub>2</sub> O	De 0 à ±200 mmH <sub>2</sub> O : 0,1 mmH <sub>2</sub> O Au delà : 1 mmH <sub>2</sub> O
MP 115	kPa, inWg, mbar, mmHg, PSI	From -500 to +500 mbar	±0.5% of reading ±0.5 mbar	0.1 mbar
MP 112	kPa, inWg, mbar, mmHg, PSI, bar	From -2000 to +2000 mbar	±0.5% of reading ±2 mbar	1 mbar

<sup>1</sup>All the accuracies indicated in this technical datasheet were stated in laboratory conditions, and can be guaranteed for measurements carried out in the same conditions, or carried out with calibration compensation

### FUNCTIONS

- Pressure measurement
- Selection of units
- Manual autozero
- Hold function
- Display of minimum and maximum values
- Configurable Auto shut-off
- Backlight

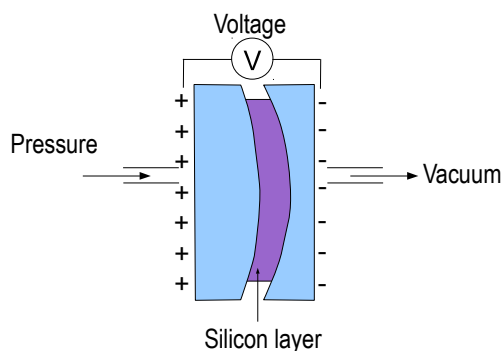
## DIMENSIONS



## OPERATING PRINCIPLES

### Piezoresistive sensor

The pressure deforms the silicon layer. This layer deformation generates a voltage at its terminates. This voltage is proportional to the pressure applied.



## SUPPLIED WITH

Instruments are supplied with:

- Calibration certificate
- 2x1 m of silicon tube  $\varnothing 4 \times 7$  mm
- Stainless steel tip  $\varnothing 6 \times 100$  mm
- Transport case (ref : ST 110)




## ACCESSORIES

**CQ 15** : Magnetic protective housing



**JTC ou JTY** : Straight junctions, in T or Y for tube  $\varnothing 5 \times 8$  mm

**Pitot tube** : Different lengths,  $\varnothing 3/6$  or 8mm, bent or straight



**MT 51** : ABS transport case



## MAINTENANCE

We carry out calibration, adjustment and maintenance of your instruments to guarantee a constant level of quality of your measurements. As part of Quality Assurance Standards, we recommend you to carry out a yearly checking.

## GUARANTEE

Instruments have 1-year guarantee for any manufacturing defect (return to our After-Sales Service required for appraisal).

[www.kimo.fr](http://www.kimo.fr)

Distributed by :



EXPORT DEPARTMENT

Tel : + 33. 1. 60. 06. 69. 25 - Fax : + 33. 1. 60. 06. 69. 29

e-mail : [export@kimo.fr](mailto:export@kimo.fr)